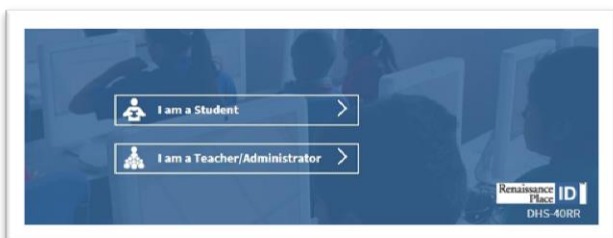


Where can I take an AR quiz?

In School, from any PC with an internet connection. Log in, and click your internet shortcut.

Click on 'I am a Student,' and type in your username and password.



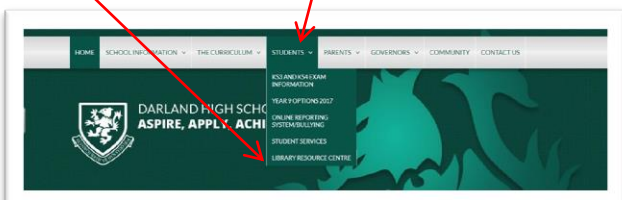
You can also quiz in school on a tablet or a phone if the AR app has been downloaded.

How do I check if books at home or from my local library are quizzed?

By using AR Bookfinder! You can do this from home as well as in school.

Log on to a PC or device.

Go to www.darlandhighschool.co.uk. Choose 'Library Resource Centre' from the 'student' drop down and click the 'AR Bookfinder' link'

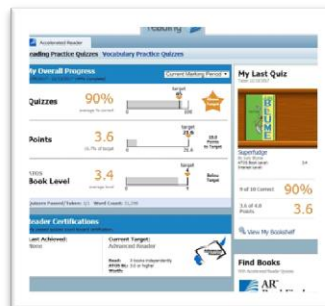


RENAISSANCE HOME CONNECT

**I want to show my parents how well I am doing.
How can I do this?**

By asking them to log in to Home Connect! This can be found on the Darland High School Website under 'Library Resource Centre' and click the 'Home Connect' link. Your parents can log in using the same username and password that **YOU** use to quiz your books. Here, they can see your current targets, last book read and your quiz history.

Your parents can also use the 'email setup' to track your future quiz results.



RENAISSANCE HOME CONNECT

You can track your child's progress using the Home Connect program, which is linked to Accelerated Reader.

Ask your child for their AR username and password which can also be found on the front of this leaflet.

If you require this information again please email AdcockD@hwbmail.net



Student and Parent Guide to

Accelerated Reader



Name:

Username:

Password:

Darland High School Library

Visit our website for further
information and useful links:
www.darlandschool.co.uk

What is Accelerated Reader?

Accelerated Reader is a reading scheme, which tracks your reading progress. You will use Accelerated Reader in Years 7 and 8. We expect you to read an AR book at school regularly.



What is a STAR reading assessment and why do I take one at least every term?

A STAR reading assessment gives you 34 timed questions to answer. You will have a mixture of sentences and paragraphs to read, and will be asked to select the correct answer from up to 4 options. When you give the right answer, you get a harder question. When you get one wrong, you are given an easier question. From this, it tells us the books that are best for you to read on the Accelerated Reader scheme, and we will set you 3 reading targets. If you are reaching your targets, your reading levels should rise every time you take the assessment.

What do my targets mean?

- 1. Points target** - Every AR book is worth points, depending on how many words it has. You will be set either termly or half-termly points target. The targets are based on your ZPD, the length of the term and regular reading sessions, because of this you should easily hit your points target.
- 2. Average Percentage Correct Target** - This target looks at the number of questions you are getting right on your quizzes. You should be getting at least 85% of your questions right.
- 3. Book Level Target** - Over the school year, we will want you to improve your reading. We will move you up when you successfully quiz a minimum of 5 books and achieve an average of 85%.

I don't know what my targets and points are. How can I find this information out?

Log in to Accelerated Reader. Click the 'AR' icon and then press 'Progress'

What is a ZPD?

ZPD stands for Zone of Proximal Development. This is a range of books that best suit your reading levels. Your ZPD will have 2 numbers and will look something like 2.3-3.6. This tells us that you will be able to read books that are at level 2 quickly and easily, and that you should get 90% - 100% on your AR quiz. You should be able to read books that are up to level 3.6 and score at least 85% on your quizzes, although you may find words in there that you are not sure of. You will start reading books from the lower level of the ZPD, choosing books from a colour coded band.

What is a reading level?

The reading levels are on all of the library books on the Accelerated Reading Scheme. You will find the levels on the bottom of the books. Each level has a colour, and there are posters up around the library that tells you what level the colours are. Your librarian can help you if you are stuck.

What is an Accelerated Reader quiz?

Once you have read your book, you need to log on to the Accelerated Reader website and take a quiz. You need to quiz your book as soon as you have finished it, whilst it is fresh in your mind.

The quiz will be 3, 5, 10 or 20 questions about the book. You will get 4 options and have to choose the right one. When you have finished the quiz, you will be given your result, and can look at any questions you get wrong.

