

Darland High School



Governors' **Annual Report to Parents**

2017-18

Contents

1. Introduction
2. Parents meeting relating to this report
3. Information about the arrangements for the next election of parent governors.*
4. The most recent school comparative data reports in relation to school performance in end of key stage 3.
5. The Summary of Secondary School Performance (SSSP) in relation to the school;
6. Attendance information for the year 2017-2018
7. Information relating to targets for improvements set by the governing body
8. Overview of extra-curricular sport 2017-2018
9. Details of the members of governing body (including the name and address of the chair and clerk to the governing body)*
10. The financial statement of 2017-2018, outlining school income and expenditure; including the section 52 statement provided by the local authority and summary of how the school's budget was used.
11. Details of any gifts and their use.
12. Details of the total amounts paid for travel and subsistence to members of the governing body.
13. Destination of school leavers
14. Community links 2017-2018
15. Policies reviewed and/or passed by the governing body*
16. Term dates (including half term holidays) for 2018-2019*
17. The use of the Welsh language in the school by pupils of all age groups;
18. Toilet facilities at the school for pupils registered at the school and the arrangements in place for cleaning such toilet facilities;
19. Action taken to promote healthy eating and drinking by pupils of the school.
20. A summary of the school development plan prepared by the governing body for 2018-2019.

1. Introduction.

This report is prepared annually by the governing body with the purpose of informing parents and other stakeholders about the performance and management of the school over the

preceding academic year. As a vibrant learning organisation with 850 students and well over 100 members of staff, a report such as this can only provide basic headline information on the school's activities and as such, the report is organised under headings denoting the statutory content as set out by Welsh Government. Further information about the activities of the school can be obtained from the following sources.

- School website www.darlandschool.sch.uk
- Newyddion school magazine, published monthly and available in pdf format on the school website.
- Governors meeting minutes. Available on the school website.
- www.mylocalschool.wales.gov.uk Provides statistics against benchmarks on the performance of the school.

2. Parents meeting relating to this report

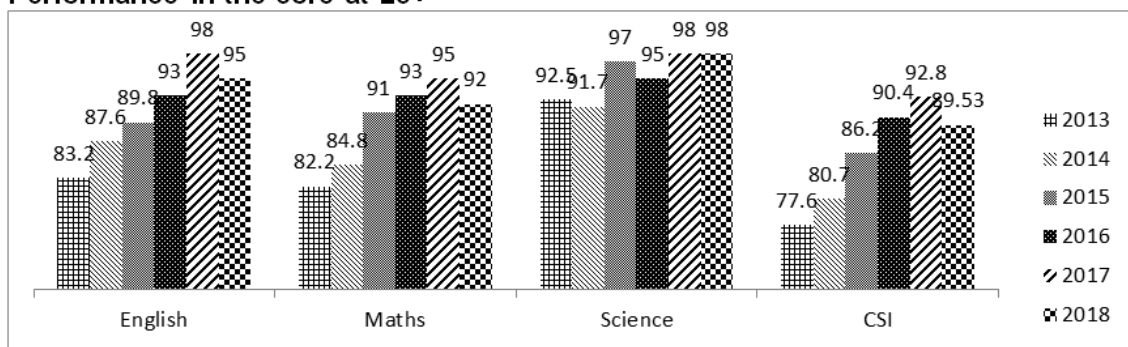
As per the regulations, no formal meeting of parents with governors will be held following the publication of this report, unless the parents / carers of at least 5% of the pupils write in to request that such a meeting is convened.

3. Information about the arrangements for the next election of parent governors.

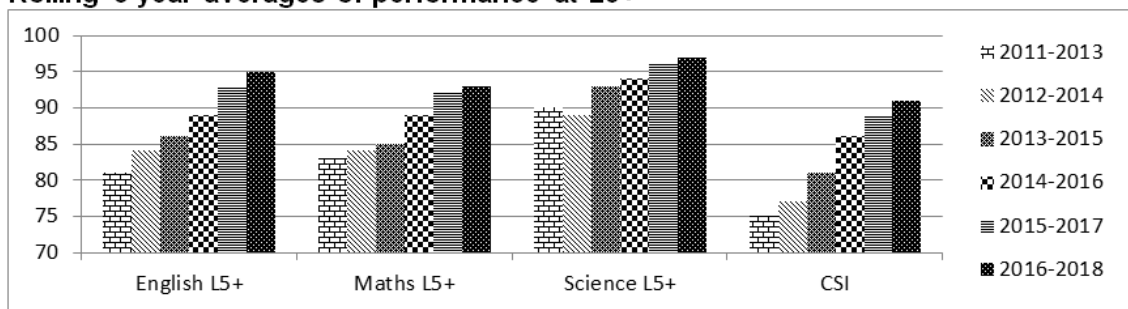
The next parent governor elections will take place in September 2019

4. The most recent school comparative data reports in relation to school performance in end of key stage 3. NB. From 2018 onwards, school performance at KS3 will only be measured against National Averages.

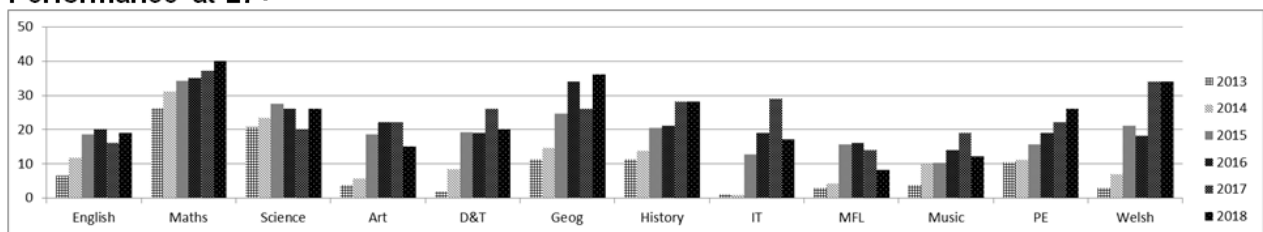
Performance in the core at L5+



Rolling 3 year averages of performance at L5+



Performance at L7+



Subject	School L5+%	Wales L5+%	School L6+%	Wales L6+%	School L7+%	Wales L7+%
English	95	91.2	64	61.2	19	23.4
Maths	92	91.8	76	66.3	40	32.7
Science	98	93.7	70	67.0	26	28
Welsh 2 nd Lang	80	93.8	46	62.8	15	22.5

5. The Summary of Secondary School Performance (SSSP) in relation to the school;

Darland High School				SSSP Dros Dro 2018			
Summary of School Performance (1)				LA/School No.		665 / 4034	
Pupils in Year 11							
Number of pupils in Year 11 who were on roll in January 2018 :							171
Percentage of pupils in Year 11 who:							
	entered at least one qualification	achieved the Level 1 threshold	achieved the Level 2 threshold	achieved the Level 2 threshold including a GCSE pass in English or Welsh first language and mathematics	Achieved 5 or more GCSE grades A*-A or equivalent	Average capped 9 (2) points score per pupil	Average capped 8 (2) wider points score per pupil
School 2017/18	100	97	75	64	20	371	336
LA Area 2017/18	100	93	62	48	14	334	305
Wales 2017/18	99	94	67	55	18	350	320
School 16/17/18	100	97	75	67	21	262	338
School 15/16/17	100	97	77	67	21	147	340
Number of boys in Year 11 who were on roll in January 2018 :							84
Percentage of boys in Year 11 who:							
	entered at least one qualification	achieved the Level 1 threshold	achieved the Level 2 threshold	achieved the Level 2 threshold including a GCSE pass in English or Welsh first language and mathematics	Achieved 5 or more GCSE grades A*-A or equivalent	Average capped 9 (2) points score per pupil	Average capped 8 (2) wider points score per pupil
School 2017/18	100	96	69	56	18	359	325
LA Area 2017/18	99	91	56	43	9	317	290
Wales 2017/18	99	92	61	50	14	336	307
School 16/17/18	100	96	70	64	20	248	330
School 15/16/17	100	96	70	66	19	140	332
Number of girls in Year 11 who were on roll in January 2018 :							87
Percentage of girls in Year 11 who:							
	entered at least one qualification	achieved the Level 1 threshold	achieved the Level 2 threshold	achieved the Level 2 threshold including a GCSE pass in English or Welsh first language and mathematics	Achieved 5 or more GCSE grades A*-A or equivalent	Average capped 9 (2) points score per pupil	Average capped 8 (2) wider points score per pupil
School 2017/18	100	98	82	71	22	384	347
LA Area 2017/18	100	94	68	53	18	350	320
Wales 2017/18	99	95	73	61	22	365	334
School 16/17/18	100	97	81	70	22	278	347
School 15/16/17	100	97	84	70	22	155	350
(1)	For details on approved qualifications, point scores and contribution to thresholds, please see the Qualifications Wales website (QiW) at https://www.qiw.wales/						
(2)	Average capped 9 / 8 wider point scores are calculated using the best 9 / 8 results but must include certain subjects. See notes for further details.						
..	Data not available.						

Percentage of pupils in Year 11 who:									
achieved an A*-C Grade in :									
	English / Welsh	English	Welsh (2)	Science	Maths	Maths - Numeracy	Best of Maths		Core subject indicator (3)
School 2017/18	67	67	0	74	80	77	81		62
LA Area 2017/18	56	54	75	60	56	57	61		47
Wales 2017/18	65	63	74	63	59	58	64		53
School 15/16/17	71	71	0	86	53	52	55		65
School 14/15/16	76	76	0	93	28	27	29		66
Number of boys in Year 11 who were on roll in January 2018 : 84									
Percentage of boys in Year 11 who:									
achieved an A*-C Grade in :									
	English / Welsh	English	Welsh (2)	Science	Maths	Maths - Numeracy	Best of Maths		Core subject indicator (3)
School 2017/18	57	57	0	70	79	81	82		56
LA Area 2017/18	48	47	69	57	55	57	60		42
Wales 2017/18	56	54	65	60	57	58	62		48
School 15/16/17	65	65	0	86	51	53	54		63
School 14/15/16	70	70	0	94	27	28	29		65
Number of girls in Year 11 who were on roll in January 2018 : 87									
Percentage of girls in Year 11 who:									
achieved an A*-C Grade in :									
	English / Welsh	English	Welsh (2)	Science	Maths	Maths - Numeracy	Best of Maths		Core subject indicator (3)
School 2017/18	77	77	0	77	80	74	80		68
LA Area 2017/18	64	61	81	63	57	57	61		51
Wales 2017/18	74	72	83	66	61	58	65		58
School 15/16/17	77	77	0	87	56	51	56		68
School 14/15/16	82	82	0	93	30	27	30		68

[#SchoolName#]				SSSP Dros Dro 2018			
Summary of School Performance (1)				LA/School No.		665 / 4034	
Achievement of the Skills Challenge Certificate by pupils in Year 11							
	Percentage of pupils in Year 11 who:			Percentage of boys in Year 11 who:		Percentage of girls in Year 11 who:	
	Achieved the Foundation or National Skills Challenge Certificate at KS4	Achieved the National Skills Challenge Certificate at KS4	Achieved the Foundation or National Skills Challenge Certificate at KS4	Achieved the National Skills Challenge Certificate at KS4	Achieved the Foundation or National Skills Challenge Certificate at KS4	Achieved the National Skills Challenge Certificate at KS4	
School 2017/18	85	77	82	68	87	85	
LA Area 2017/18	81	65	77	56	85	74	
Wales 2017/18	87	73	84	66	90	81	
School 16/17/18	
School 15/16/17	
Achievement of the Welsh Baccalaureate By Pupils in Year 11							
	Percentage of pupils in Year 11 who:			Percentage of boys in Year 11 who:		Percentage of girls in Year 11 who:	
	Achieved the Foundation or National Welsh Baccalaureate at KS4	Achieved the National Welsh Baccalaureate at KS4	Achieved the Foundation or National Welsh Baccalaureate at KS4	Achieved the National Welsh Baccalaureate at KS4	Achieved the Foundation or National Welsh Baccalaureate at KS4	Achieved the National Welsh Baccalaureate at KS4	
School 2017/18	84	59	82	50	86	68	
LA Area 2017/18	80	43	75	36	84	50	
Wales 2017/18	85	51	82	45	89	58	

6. Attendance information for the year 2017-2018

Title	2011/12	2012/13	2013/14	2014/15	2015/16	2016/17	2017/18
Attendance							
School	93.3	93.3	94.2	93.6	94.5	94.5	94.2
Family	93.5	93.6	94.7	94.9	94.9	95.1	94.9
LA	92.9	92.8	93.7	93.8	94.3	94.1	93.7
Wales	92.1	92.6	93.6	93.9	94.2	94.1	93.9
Authorised absence							
School	5.7	6.1	5.2	5.7	4.8	4.7	4.8
Family	5.6	5.5	4.4	4.3	4.3	4.0	4.1
LA	5.4	5.5	5.2	5.1	4.5	4.6	4.7
Wales	6.5	6.1	5.1	4.9	4.5	4.5	4.6
Unauthorised absence							
School	1.0	0.6	0.6	0.7	0.7	0.8	1.1
Family	0.8	1.0	0.9	0.8	0.8	0.9	0.9
LA	1.7	1.8	1.1	1.1	1.2	1.4	1.6
Wales	1.4	1.3	1.3	1.3	1.3	1.4	1.6

7. Information relating to targets for improvements set by the governing body

Year group	Target Description	Target for total year cohort %	Outcome Summer 2018
Year 9	% of students achieving at least Level 5 in English	98	95
	% of students achieving at least Level 5 in Maths	96	92
	% of students achieving at least Level 5 in Science	97	98
	% of students achieving at least Level 5 in English, Maths & Science	93	90
	% of students achieving Level 2 Threshold	82	75

Year 11			
	% of students achieving Level 2 Threshold with English and Maths	73	64
	% of students achieving Level 1 Threshold (5 X A*- G GCSE or Equivalent)	99	97
	% achieving National Welsh Baccalaureate	82	59
	% 5A*-A	18	20
	% of students achieving Welsh 2 nd language	72	60
	% of students achieving Level 2 in English language	72	68
	% of students achieving Level 2 in Maths Numeracy	76	79
	% of students achieving Level 2 in Maths	79	81
	% of students achieving Level 2 in Science	60	74
	Average Capped 9 Points Score	370	371
Attendance whole school		95.0	94.2

8. Overview of extra-curricular sport 2017-2018

Outstanding achievements by individuals

Dan Thompson (Year 11) represented the GB elite team in Greece and Dijon and has now had the call up to the Youth Olympics in 2020 in Lausanne.

William and Charlie Maggs (Year 7), both horse riders won at Bangor on Dee racecourse and Tabley House respectively during 2018.

Joe Nelson, Ryan Thomas and Ethan Simpson (Year 8) were selected to represent North Wales Football for a training camp and fixture against South Wales, were they won 5-4. Well done to three very talented footballers.

James Smith, Morgan Thomas-Sadler, Sam Williams, Iwan Roberts and Nathan Roberts (Year 10) represented Wrexham schools in the Welsh Schools Finals and were crowned champions.

Paige Wilding (Year 8) plays for Manchester United

Morgans Thomas Sadler (Year 10) plays for Bury.

Elin Jones (Year 10) represented the UK on the World Topper Championship (Sailing)

Sasha Aldridge and Liz Wilkinson are now in the U17's Wales Netball squad.

Ben Purcell was nominated for a British Young Tennis Volunteer of the year award

Holly Pemberton - WELSH Athletics Champion in Javelin.

Holly Burke – Taekwondo Champion

The PE department's Sporting news

Cross Country – Lewis Parry, Harry Ashfield, Ryan O'Malley, Adam Liddy, Phoebe Norfolk and Grace Meredith all qualified for the National Cross Country Championships which was held in Cardiff.

Gymnastics – We run a specific club every year to compete in the URDD, we had a number of 2^{nds} and 3^{rds}; however we placed first in one of our trio (Frankie Thomas, Jess Owen and Meg Royce) which placed 2nd in Wales at the National Competition held in Aberystwyth.

Football – The boys continue to beat Kings in their annual friendlies, reached the semi-finals in the Welsh Cup with the year 10 team and the last 16 with the year 9 team. They continue to do well against local schools in the area also.

The girls football team finished 1st and 2nd in the two Wrexham area tournaments over the last year - superb achievement!

Netball – Darland had 22 girls representing the school in the county team last year U14's & U16's, the U14's placed 1st in North Wales and the U16's placed 2nd, Both Miss Jones and Miss Gardner ran both teams.

5 of the year 11 girls, Caitlin Jones, Hannah Bagby, Cait Williams, Maddy Williams and Antonia Smith represented the North east Wales Teams in Cardiff.

In the Wrexham area Netball Tournaments over the last year, year 7 placed 3rd, year 8 placed 2nd, year 9 placed 1st, year 10 placed 4th and Year 11 placed in 2nd.

Cricket – The U14's cricket team lost in the final of the Wrexham Regional Tournament by two runs to a strong Bryn Alun team. Darland were represented by three teams on the day, 26 pupils, having the most participants of all schools, a fantastic representation by our students and a real credit to the PE department and especially Mr DeSilva who runs both weekly session working hard to develop our aspiring young cricketers.

Rounders – Year 7 and 9 won their Wrexham area tournament, year 10 came second and year 8 placed 3rd over the summer.

Athletics – In May the U14's & U16's athletes took part in Regional Athletics Championship, a number of our athletes made it through to the North East Wales event held at Deeside, including Cait Williams, Lewis Parry, Aaron Swindley, Ben Edwards (Year 11), Sam Burke, Morgan Churchill, Holly Pemberton, Bethan Williams, Ella Hunter (Year 10), Owen Czerniak, Alex Palmer, Jack Bagnall, Scarlett Oldfield, Emily Norfolk, Sasha Aldridge, Frankie Thomas (Year 9) and Grace Meredith (Year 8). A few of our students will now represent North East Wales at the Wales Championship.

On June the 13th our U13's and U15's athletes had their Regional Athletics event, our student's performance did the department and school proud finishing with the following results; Junior girls placed 1st overall, the Middle boys and Middle girls both placed second and the Junior boys placed 4th. Our Junior girls, Middle girls and boys went through

to the North East Wales event at Queensway, the girls were successful on that day going through to the Wales final in Brecon. Holly Pemberton finished first in Wales breaking the Javelin record with a throw of 38.88m, Grace Meredith also finished first with a throw of 25.26m, Saskia Harrington finished 2nd in the 300m and the year 8 relay team also finished 2nd in Wales.

In the Year 7 & 8 Wrexham Athletics Championships in July at Queensway the year 7 girls placed 2nd, year 7 boys were 4th, year 8 girls 1st and year 8 boys 4th.

Additional activities -

- The department support and ran the drink station at the Chester Marathon in October.
- Sports Day saw the highest number of participants in years.
- The department also facilitates and support around 2-4 primary festivals on site each year with our feeder schools, our year 9 and 10 learners officiated and helped organised the tournament.
- The extra-curricular timetable offers the following clubs – Cricket, Badminton, Netball, Football, Jujitsu, Table Tennis, Rugby, Basketball, Gymnastics, 5aside Football, Fitness, Rounders and Athletics.

9. Details of the members of governing body (including the name and address of the chair and clerk to the governing body)

	Name	Type	Date of Appt	End of Appt
1	Mr Peter Agnew	Head Teacher		
2	Mrs Kay Andrew	Community	07.03.17	06.03.21
3	Mr Denzil Brockhurst	Parent	14.11.18	13.11.22
4	Mr Mike Champion	Staff	17.09.18	16.09.22
5	Mr Bob Chowdhury	Parent	14.03.16	13.03.20
6	Mrs Yvonne Davies	LEA	01.10.18	30.09.22
7	Mr Ian Edwards	LEA	13.09.16	12.09.20
8	Cllr Hugh Jones	LEA	01.12.14	30.11.18
9	Mr Ifor Jones	Community	06.09.16	05.09.20
10	Mr Michael Jones	Community	09.12.14	08.12.18
11	Ms Sally Jones	Parent	14.11.18	13.11.22
12	Mrs Elaine Lacey – Vice Chair	Community	08.07.18	07.07.22
13	Mrs Sara Mann	Teacher	29.09.17	28.09.21
14	Mrs Gill Nicholls	Parent	23.09.15	22.09.19
15	Mr M Perry	LEA	01.08.16	31.07.20
16	Mrs Vikki Roberts	Parent	23.09.15	22.09.19
17	Mr Huw Roblin	Community	14.03.18	13.03.22
18	Mrs Sarah Vye	Parent	13.03.18	12.03.22
19	Cllr Robert Walsh - Chair	LEA	31.12.14	30.12.18
20	Mr Edward Winterbottom	Teacher	16.06.17	15.06.21

Contact details for Chair of Governors

Cllr Robert Walsh
5 Drill Hall Court
Llay
Wrexham
LL12 0PH

Email – Robert.walsh@wrexham.gov.uk

Contact details for Clerk to the Governors

Mrs Alison Gillespie

Email – darland.clerk@outlook.com

10. The financial statement of 2017-2018, outlining school income and expenditure; including the section 52 statement provided by the local authority and summary of how the school's budget was used.

SUMMARY FINANCIAL EXPENDITURE STATEMENT 2017/2018			
Financial Year 1st April 2017 - 31st March 2018			
BUDGET HEADING	EXPENDITURE & INCOME PLANNED BUDGET	EXPENDITURE & INCOME ACTUAL	BALANCE At 31st MARCH 2018
EMPLOYEES	3,607,228	3,661,040	-53,812
PREMISES	224,125	229,166	-5,041
TRANSPORT	7,500	7,951	-451
SUPPLIES & SERVICES	376,442	410,330	-33,888
SUPPORT SERVICES	196,606	202,156	-5,550
CONTINGENCY FUND	89,532	0	89,532
TOTAL EXPENDITURE	4,501,433	4,510,643	-9,210
OTHER INCOME	-420,694	-490,561	69,867
OPENING BALANCE (1st April 2017)	-35,107	-35,107	0
TOTALS	4,045,632	3,984,975	60,657

FORM D - DARLAND HIGH SCHOOL


SUMMARY OF TRANSACTIONS OF SCHOOL PRIVATE FUNDS
12 MONTHS ENDING 31 MARCH 2018

RECEIPTS	£	PAYMENTS	£
<i>Balance brought forward from March 2017</i>		<i>Payments</i>	253,185.46
Current a/c at 1st April 2017	40,028.93		
Less Unpresented cheques			
	6826 -11.50		
	6870 -9.00		
	6871 -7.00		
	6875 -7.11		
	6898 -2,530.00		
	6900 -2,170.76		
	<u>35,293.56</u>		<u>253,185.46</u>
<i>Receipts</i>		<i>Balance carried forward to April 2018</i>	
Receipts	283,349.15	Current a/c balance	65,835.75
Less Bounced Cheques	0.00	Less Unpresented cheques	
			8998 -7.00
			7016 -15.00
			7029 -214.50
			7030 -142.00
	<u>318,642.71</u>		<u>318,642.71</u> 0.00


I have examined the books, vouchers and other documents relating to the Darland High School Private Funds and in my view the above account gives a true and fair view of its transactions for the twelve months ended 31 March 2018 and of the balance in hand as at that date.

Certified


Headteacher


Business Manager

Date 27/11/2018



Signed JAMES DENTON
Auditor -
MIKE GRIFITHS + PARTNERS
THE YEW TREE INN
HIGH STREET
GOSFORD
WREXHAM
LL12 8RF

11. Details of any gifts and their use.

No gifts or hospitality in 2017-18 was recorded in the schools Gifts and Hospitality Register.

12. Details of the total amounts paid for travel and subsistence to members of the governing body.

No travel or subsistence was paid to any member of the governing body in 2017-18

13. Destination of school leavers

Darland High School. Leavers' destinations 2017	Year 11			
	Female Benyw	Male Gwryw	Totals Cyfanswm	%
Continuing in full-time education - Same School <i>Parhau mewn addysg amser llawn - Yr un ysgol</i>	0	0	0	-
Continuing in full-time education - School <i>Parhau mewn addysg amser llawn - Ysgol</i>	2	10	12	7.41%
Continuing in full-time education - College <i>Parhau mewn addysg amser llawn - Coleg</i>	73	66	139	85.8%
Continuing in full-time education - HE <i>Parhau mewn addysg amser llawn - AU</i>	0	0	0	-
GAP Year <i>Blwyddyn fwch</i>	0	0	0	-
Continuing in Part time Education <i>Parhau mewn addysg ran-amser</i>	0	1	1	0.62%
Entering employment outside WBTYP <i>Dechrau cyflogaeth tu allan i Hyfforddiant Seiliedig ar Waith i Bobl Ifanc</i>	0	1	1	0.62%
Entering WBTYP (employed status) <i>Dechrau Hyfforddiant Seiliedig ar Waith i Bobl Ifanc (statws cyflogedig)</i>	1	1	2	1.23%
Entering WBTYP - (without employed status) <i>Dechrau Hyfforddiant Seiliedig ar Waith i Bobl Ifanc (heb statws cyflogedig)</i>	0	3	3	1.85%
Able to Enter Emp, Ed or WBTYP (Unemployed) <i>Yn gallu cael mynediad at Gyflogaeth, Addysg neu WBTYP (di-waith)</i>	0	1	1	0.62%
Unable OR NOT READY to enter Emp, Ed or WBTYP (e.g. due to illness, custodial sentence) <i>Methu NEU DDIM YN BAROD i gael mynediad at Gyflogaeth, Addysg neu WBTYP (e.e. salwch, dedfryd o gaethiwed)</i>	2	0	2	1.23%
Known to have left the area <i>Yn hysbys iddynt adael yr ardal</i>	1	0	1	0.62%
Not responding to follow-up and therefore unknown <i>Dim ymateb i'r arolwg, felly'n anhysbys</i>	0	0	0	-
Total number of 2017 statutory school leavers <i>Cyfanswm y gadawyr ysgol statudol yn 2017</i>	79	83	162	100.0%

14. Community links 2017-2018

The school continues to actively sustain existing links with the community and to create new ones. The headteacher and heads of core subjects attend regular meetings with the teachers of our cluster primary schools to ensure consistency in teacher assessment and to ease the transition of pupils to the school. Primary children from our cluster schools attend a day at Darland in the summer term where they are involved in a variety of scientific and technology activities.

Representatives from the school have attended Remembrance services in both Wrexham and Rossett. Pupils from Year 10 assist weekly in a coffee morning for senior citizens in the old Rossett Post Office.

The school always hosts the annual Rossett Festival in August, incorporating the BRHS flower and produce show. In 2018, pupils from the school exhibited produce grown in the school allotment.

The school hall is regularly used by the Rossett Players, a local and active dramatical production society.

15. Policies reviewed and/or passed by the governing body

Policies are renewed every two years, except for the following which are every year:

ALN

Pay

Performance Management

Safeguarding

Assessment & Target setting policy

Forthcoming renewals

January 2019

Charging Policy

Eating Disorder Policy

Governor Expenses Policy

Health & Safety Policy

Rarely Cover Policy

Redeployment & Redundancy Policy

Staff Leave of Absence Policy

March 2019

Behaviour Policy

Child Protection

Curriculum Policy

Rewards Policy

Self-Harm Policy

Transport Policy

September 2019

ALN Policy

Complaints Policy

Emergency Asthma Inhaler Policy

Feedback to Learners Policy

Healthcare Needs Policy

Performance Management Policy

Target Setting Policy

Shelter & Lockdown Policy

Workload Impact Policy

October 2019

Assessment & Target setting Policy

Examinations Appeal Policy

Freedom of Information Policy

Governor Code of Conduct Policy

Pupil Restraint Policy

Safeguarding

School Visits Policy

Staff pay policy

December 2019

Anti-Bullying Policy

Attendance Policy

Data Protection Policy

Literacy Policy

Numeracy Policy

Substance Misuse Policy

March 2020

Controlled Assessment Policy

Looked After Children Policy

Staff Absence Monitoring Policy

Staff acceptable use of ICT facilities Policy

Staff Recruitment & Appointment Policy

Whistleblowing Policy

June 2020

CCTV Policy

Continuous Professional Development Policy

Equalities Policy

Examinations Policy

GDPR Policy

Parent & Visitor's Conduct Policy

Personal & Social Education (PSE) Policy

Staff Dignity at Work Policy

Staff Discipline Policy

Staff Grievance Policy

Sex & Relationships Education Policy

Staff Capability Policy

School Website Policy

16. Term dates (including half term holidays) for 2018-2019

Autumn Term 2018

Wednesday 5th September 2018 – Friday 26th October 2018
Monday 5th November 2018 – Friday 21st December 2018

Spring Term 2019

Monday 7th January 2019 – Friday 22nd February 2019
Monday 4th March 2019 – Friday 12th April 2019

Summer Term 2019

Monday 29th April 2019 – Friday 24th May 2019
Monday 3rd June 2019 – Friday 19th July 2019

Training Days

Monday 3rd September 2018
Tuesday 4th September 2018
Friday 23rd November 2018
Monday 28th June 2019

17. The use of the Welsh language in the school by pupils of all age groups;

Although Darland is an English medium school, very close to the English border, the school prides itself on actively promoting an affinity for Welsh culture and the use of Welsh in lessons other than Welsh itself. Teachers greet classes in Welsh and registers are answered in Welsh. Many signs around the school are bilingual. The Welsh department organises an annual residential visit to Glan Ilyn for pupils in Year 8, where pupils participate in outdoor and adventurous activities, instructed through the medium of Welsh. There is an Urdd club in the school which meets weekly.

18. Toilet facilities at the school for pupils registered at the school and the arrangements in place for cleaning such toilet facilities;

There are three areas for boys toilet facilities and three areas for girls toilet facilities in the school buildings. There are two areas for boys toilet facilities in the sports hall and two areas for girls toilet facilities.

The toilets are cleaned every evening after school. The facilities are monitored throughout the day and any problems are dealt with as they occur.

19. Action taken to promote healthy eating and drinking by pupils of the school.

Healthy eating and drinking is promoted through lessons in the following subjects: PE, Science and PSE. In the latter, all pupils participate on at least one occasion over the year in a half day of activities aimed at sharing successful strategies for health and wellbeing. Although fresh water is available at two fountains in different parts of the school, there are no machines selling sugary drinks and sweets. Likewise, our canteen is fully compliant with Welsh Government regulations on healthy eating and the 'Appetite for Life' programme is fully observed by our in-house catering team in designing our menus.

20. A summary of the school development plan prepared by the governing body for 2018-2019.

Main Priorities

- A. Improving teaching and learning through consistent whole school tracking and diagnostic use of assessment data***
- B. Improving pupil engagement and achievement through targeted strategies on improving buy-in from vulnerable groups.***
- C. Improving professional learning and retention of staff.***

The rationale

Last year, our focus was on embedding the new schemes of work in KS4, while at the same time making structural changes to the way that we organised our pupils throughout the day, in order to create a better learning climate for the school, where behaviour issues were reduced. We also focused on assessing pupils in a more diagnostic way, using a the Pixl approach. Although our systems for pupil management improved, we did not make as much progress as planned in our assessment of their progress. Since the beginning of the Spring term 2018 therefore, the school started work towards completely overhauling our assessment policy. All pupils in the school were to be assessed every 7 weeks, against a set of criteria agreed in each faculty, which would allow item level data recording and detailed feedback to learners. Embedding this new practice, will therefore be the main development for the year 2018-2019.

Although our pupil satisfaction survey of 2017 demonstrated an improvement in the pupils' view of the school from the Kirkland Rowell survey of the previous year, the numbers of pupils who do not like school (20%) and those who feel they are not doing well in school (30%) are too high. In the latter part of 2017-18, we experienced a growing number of behavioural incidents (and fixed term exclusions) from a small, but significant minority of pupils who remain disengaged in both curricular and extra-curricular opportunities. The second priority of the school in 2018-2019, is therefore to re-think our approach to this minority and to attempt to engage with the school.

The last priority is identical to that of 2017-2018. We have a highly skilled staff, the majority of whom are in the first ten years of their careers. As we move towards an accountability culture nationally, which is far more focused on the learning of all students, rather than performance in a narrow range of Key Performance Indicators (KPIs), we must continue to train our staff to develop sustainable teaching methodologies which can help develop the skills of all. Teaching is a tough and challenging vocation. We want our staff to feel good about coming to work and to feel valued for the improvements they are bringing out in the lives of our pupils. It is therefore imperative, that in order to succeed as a school, we create a climate where there is a real sense of team and a hunger for professional development.